

PEINE

CUNAS PEINE

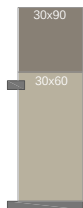
Ranuras Rectas



25



PE25-11R




35




PE35-11R




55



PE55-11R



85



PE85-11R

60



25

PE25-20R




35

PE35-20R



55

PE55-20R



85

PE85-20R

100



PE25-20R

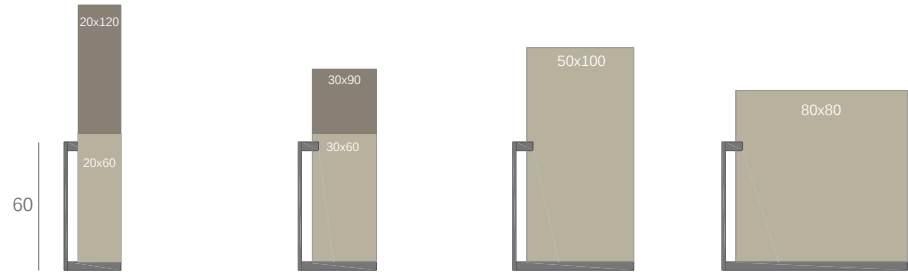
PE25-20R + Trasera A



PE25-20R + Trasera B



TRASERA (A)



PE25-11R / PE25-20R
+ TRASERA (A)

PE35-11R / PE35-20R
+ TRASERA (A)

PE55-11R / PE55-20R
+ TRASERA (A)

PE85-11R / PE85-20R
+ TRASERA (A)

TRASERA (B)



PE25-11R / PE25-20R
+ TRASERA (B)

PE35-11R / PE35-20R
+ TRASERA (B)

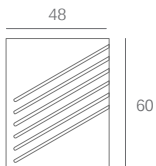

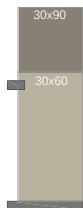
PE55-11R / PE55-20R
+ TRASERA (B)

PE85-11R / PE85-20R
+ TRASERA (B)

PEINE

CUNAS PEINE

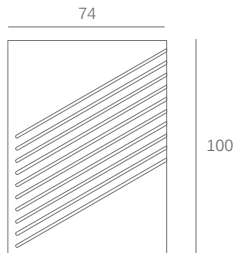

Ranuras Diagonales



PE22 DIA-8R

PE30 DIA-8R

PE48 DIA-6R



PE25 DIA-15R

PE30 DIA-15R

PE48 DIA-13R

PE74 DIA-10R



PE22 DIA-15R

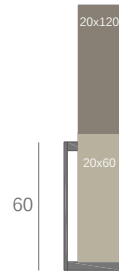
PE22-15R + Trasera A



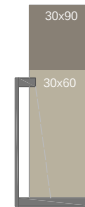
PE22-15R + Trasera B



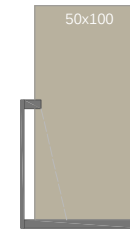
TRASERA (A)



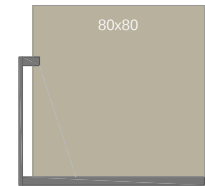
PE22 DIA-8R
PE22 DIA-15R
+ TRASERA (A)



PE30 DIA-8R
PE30 DIA-15R
+ TRASERA (A)

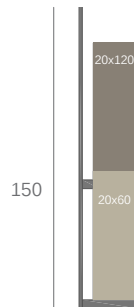


PE48 DIA-6R
PE48 DIA-13R
+ TRASERA (A)



PE74 DIA-10R
+ TRASERA (A)

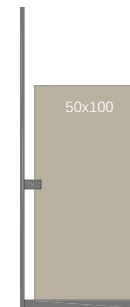
TRASERA (B)



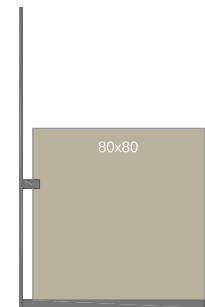
PE22 DIA-8R
PE22 DIA-15R
+ TRASERA (B)



PE30 DIA-8R
PE30 DIA-15R
+ TRASERA (B)




PE48 DIA-6R
PE48 DIA-13R
+ TRASERA (B)



PE74 DIA-10R
+ TRASERA (B)

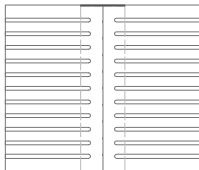
RANURA DOBLE

50



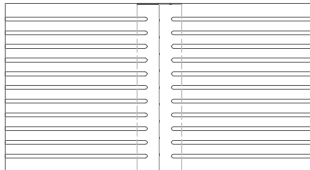
PE50 DOB-22R
PE50 DOB-40R

70



PE70 DOB-22R
PE70 DOB-40R

110



PE110 DOB-22R
PE110 DOB-40R

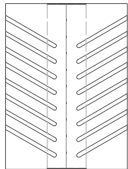
60-100



PE50 DOB-40R

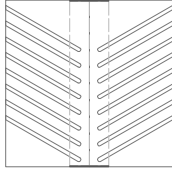
RANURA CONVERGENTE

44



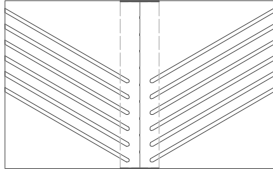
PE44 CONVER-16R
PE44 CONVER-16R

60



PE60 CONVER-16R
PE60 CONVER-30R

96



PE96 CONVER-12R
PE96 CONVER-26R

60-100

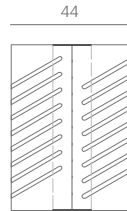


PE44 CONVER-30R

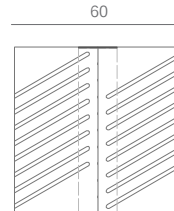


PE44 DOB DIA-30R

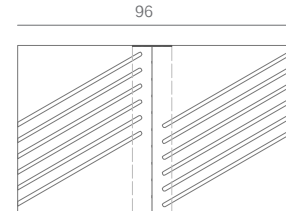
RANURA DOBLE DIAGONAL



PE44 DOB DIA-16R
PE44 DOB DIA-30R



PE60 DOB DIA-16R
PE60 DOB DIA-30R



PE96 DOB DIA-12R
PE96 DOB DIA-26R

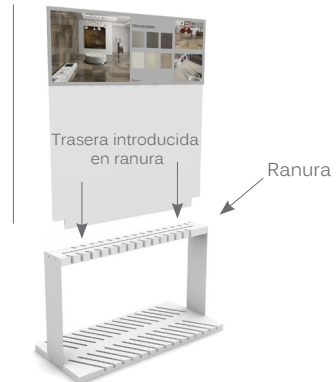
60-100



TRASERAS

Trasera opcional para todos los peines dobles

60/80/100



PE65-22R
nº ranuras 10+12



Modulo independiente



Sugerencia de colocación

